



BOLETIM TRIMESTRAL DO MIBEL

3.º TRIMESTRE DE 2022

SÍNTESE

Boletim com os valores do mercado grossista, SPOT e de Futuros, da energia elétrica, em Portugal e em Espanha (MIBEL)

DGEG

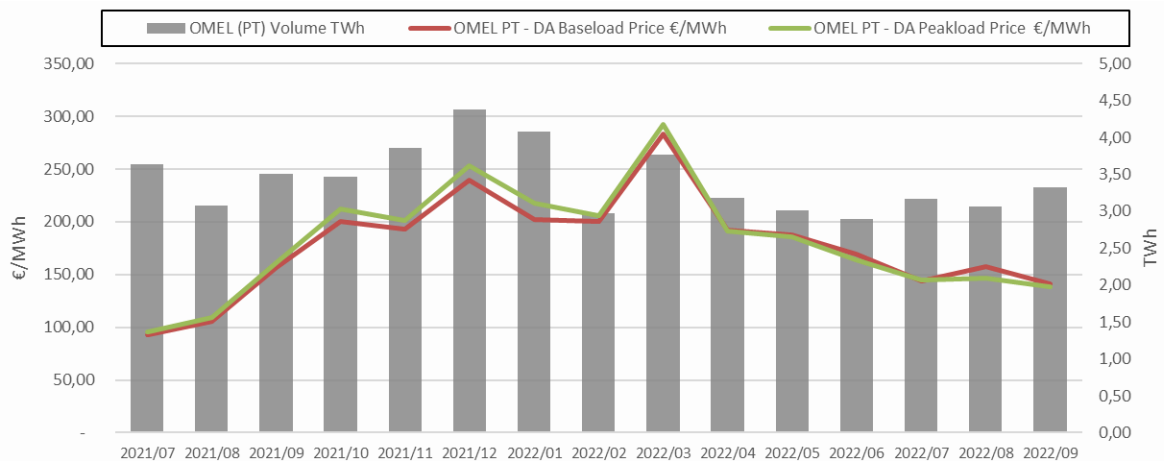
Divisão de Mercados



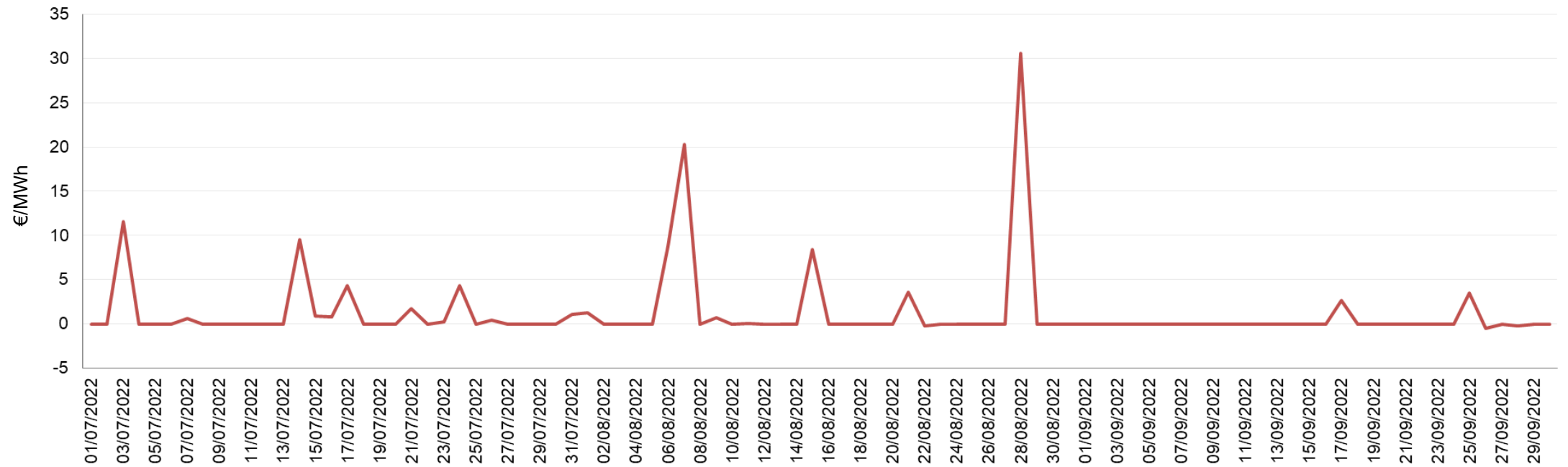
Mercado Spot

Volume mensal negociado e preços médios praticados (Portugal)

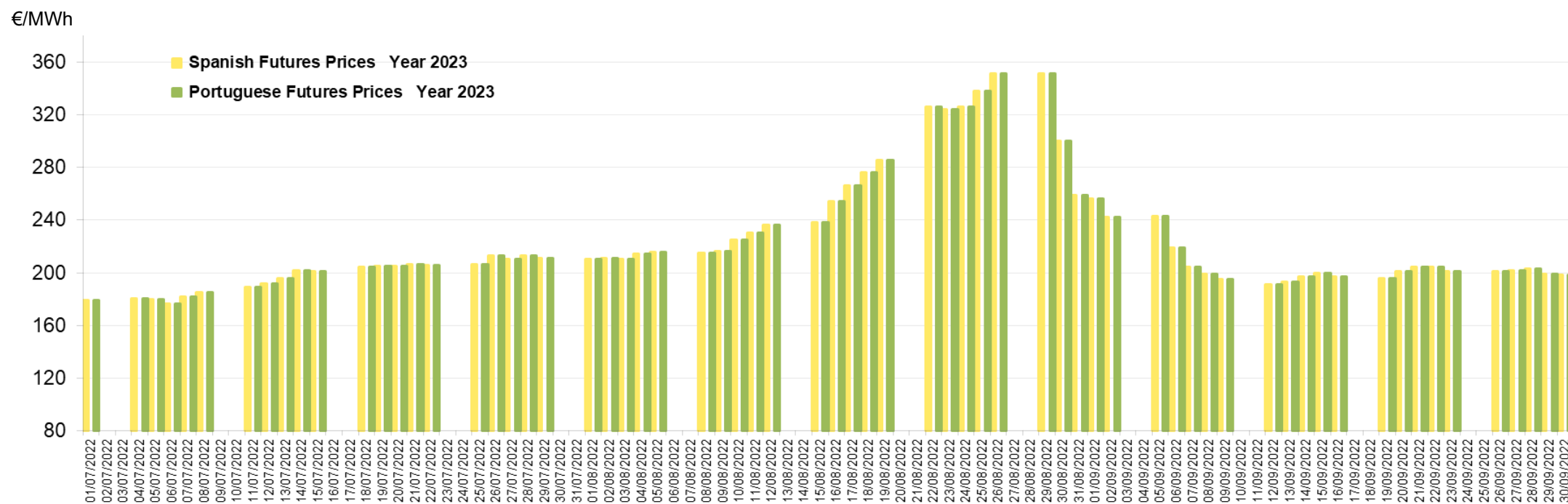
| | OMEL (PT) Volume TWh | OMEL PT - DA Baseload Price €/MWh | OMEL PT - DA Peakload Price €/MWh |
|---------|----------------------|-----------------------------------|-----------------------------------|
| 2021/07 | 3,64 | 92,60 | 95,49 |
| 2021/08 | 3,08 | 105,98 | 109,29 |
| 2021/09 | 3,50 | 156,53 | 161,14 |
| 2021/10 | 3,47 | 200,08 | 211,92 |
| 2021/11 | 3,86 | 193,50 | 201,23 |
| 2021/12 | 4,38 | 239,27 | 253,61 |
| 2022/01 | 4,08 | 201,90 | 217,53 |
| 2022/02 | 2,97 | 200,72 | 205,54 |
| 2022/03 | 3,77 | 283,21 | 292,73 |
| 2022/04 | 3,18 | 192,01 | 191,48 |
| 2022/05 | 3,01 | 187,15 | 185,86 |
| 2022/06 | 2,90 | 169,82 | 163,89 |
| 2022/07 | 3,17 | 143,80 | 145,11 |
| 2022/08 | 3,06 | 157,27 | 146,97 |
| 2022/09 | 3,32 | 141,25 | 138,42 |



Diferencial de preço de produto base “Baseload” entre os mercados Espanhol e Português

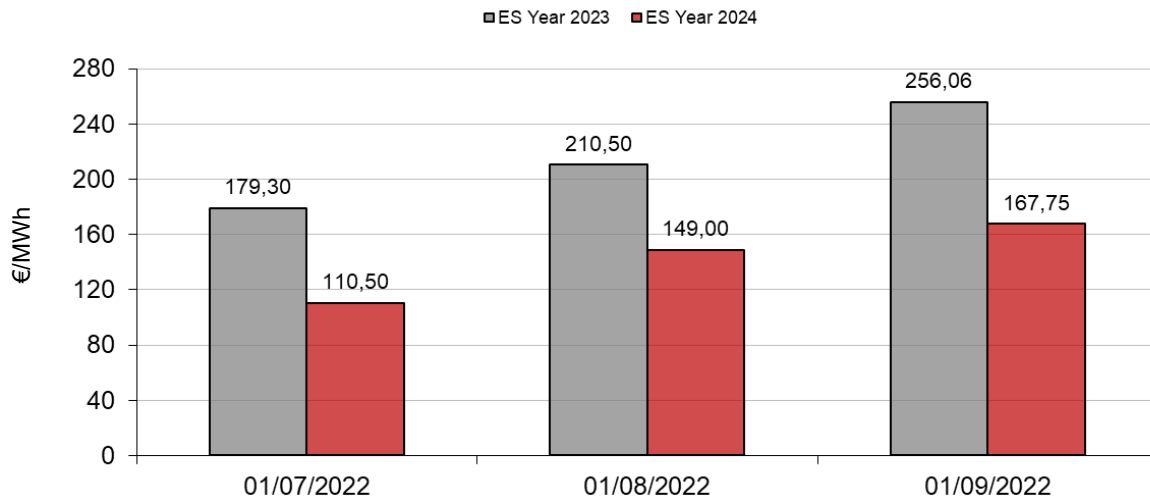


Mercado Futuros





Snapshot - Forward curve Spain



Snapshot - Forward curve Portugal

